

**Details**

Manufacturer & Model	<b>SH 300 / 06-&gt;14</b>
Kit Code	<b>KRBEA2-031</b>
Rapid Bike type	<b>easy</b>
Wiring	<b>F27-EA-031</b>
Extra Cost	<b>✗</b>
O2 Modulation	<b>✓</b>
Injection	<b>✗</b>
Self adaptative injection	<b>✗</b>
eight injectors	<b>✗</b>
two O2	<b>✗</b>
gearbox reading	<b>✗</b>
speed limiter	<b>✗</b>
rpm limiter	<b>✗</b>
Engine brake	<b>✗</b>
Ignition timing	<b>✗</b>
Traction Control	<b>✗</b>
Launch Control	<b>✗</b>
Shift assist (up)	<b>✗</b>

Manufacturer & Model	<b>SH 300 / 06-&gt;14</b>
Kit Code	<b>KRBEA2-031</b>
Rapid Bike type	<b>easy</b>
Wiring	<b>F27-EA-031</b>
Extra Cost	✗
O2 Modulation	✓
Injection	✗
Self adaptative injection	✗
eight injectors	✗
two O2	✗
gearbox reading	✗
speed limiter	✗
rpm limiter	✗
Engine brake	✗
Ignition timing	✗
Traction Control	✗
Launch Control	✗
Shift assist (up)	✗

Manufacturer & Model	<b>SH 300 / 06-&gt;14</b>
Kit Code	<b>KRBEVO-097</b>
Rapid Bike type	<b>evo</b>
Wiring	<b>F27-ER-097</b>
Extra Cost	✗
O2 Modulation	✓
Injection	✓
Self adaptative injection	✓
eight injectors	✗
two O2	✗
gearbox reading	✗
speed limiter	✗
rpm limiter	<b>1000</b>
Engine brake	✓
Ignition timing	✗
Traction Control	✗

Launch Control 

Shift assist (up) 

Warnings **except ABS model**

Manufacturer & Model **SH 300 / 06->14**


Kit Code **KRBEVO-097**

Rapid Bike type **evo**


Wiring **F27-ER-097**

Extra Cost 

O2 Modulation 


Injection 

Self adaptative injection 

eight injectors 


two O2 

gearbox reading 

speed limiter 

rpm limiter **1000**

Engine brake 

Ignition timing 

Traction Control 

Launch Control 

Shift assist (up) 

Warnings **except ABS model**

---

## **DIMSPOORT SOLUTIONS FOR THIS VEHICLE**

---



### **RAPID BIKE EVO**

It puts in your hands total control of fueling operations as it is directly connected to all stock injectors (up to eight) while managing at the same time the corresponding air/fuel ratio. In this way the carburetion values can be modified throughout the entire engine power delivery curve.



### **RAPID BIKE EASY**

Equipped with a microprocessor managing directly the lambda sensor signal to optimize the air/fuel ratio, improve the engine efficiency and eliminate the torque and power gaps



### **YOUTUNE**

A compact and innovative calibration device allowing to customize your bike's performance in real time, whether you are on the street or on a race track.



### **SHIFT ASSIST**

Performing up-shift as well as down-shift operations



### **MY TUNING BIKE**

Performing a real-time injection auto-remapping